

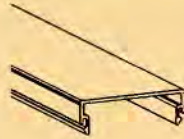


Conforme alle norme NF C 68-102 - IP4X - GWT 850°  
 Conforming to standards NF C 68-102 - IP4X - GWT 850°  
 Conforme aux normes NF C 68-102 - IP4X - GWT 850°

Guide	Tipo	Colore	BxH mm
Rails	Part number	Colour	BxH mm
Guides	Type	Couleur	BxH mm

▲	SYS 751	□	75x50x1
▲	SYS 1051	□	100x50x1
	SYS 1252	□	125x50x2
	SYS 1603	□	160x50x3

## SCO45

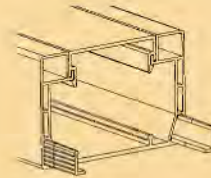


Coperchio mm. 45  
 Cover mm. 45  
 Couverture mm 45  
 Colore/Colour/Couleur: Bianco/White/Blanc

Tipo	Colore	Imballo m
Part number	Colour	Packing m
Type	Couleur	Emballage m

SCO45	□	64
-------	---	----

## SGAC



Giunto allineamento canale  
 Trunking joint  
 Joint de fond  
 Colore/Colour/Couleur: Bianco/White/Blanc

Tipo	Colore	Imballo m
Part number	Colour	Packing m
Type	Couleur	Emballage m

SGAC	BEU	50 (5x10)
------	-----	-----------

## SGCO

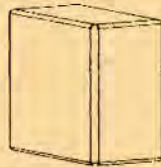


Coprigiunzione coperchio  
 Cover joint  
 Joint de Couverture  
 Colore/Colour/Couleur: Bianco/White/Blanc

Tipo	Colore	Imballo m
Part number	Colour	Packing m
Type	Couleur	Emballage m

SGCO	BEU	20
------	-----	----

## LD A



Tappo terminale  
 End cap  
 Embout  
 Colore/Colour/Couleur: Bianco/White/Blanc

Tipo	Colore	Imballo m
Part number	Colour	Packing m
Type	Couleur	Emballage m

LD075A	BEU	20
GT100A	BEU	10
LD127A ▲	BEU	10
STT160	BEU	10

## SADC

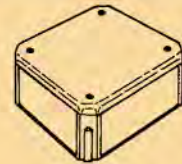


Adattatore per canale SYS1603  
 Adaptor for SYS 1603  
 Reducteur Sys 1603  
 Colore/Colour/Couleur: Bianco/White/Blanc

Tipo	Colore	Imballo m
Part number	Colour	Packing m
Type	Couleur	Emballage m

SADC	BEU	16
------	-----	----

## LDSD



Scatola di derivazione  
 Junction box for trunkings  
 Boit de dérivation  
 Colore/Colour/Couleur: Bianco/White/Blanc

Tipo	Colore	Imballo m
Part number	Colour	Packing m
Type	Couleur	Emballage m

LDSD	BEU	4
------	-----	---


□ = Ricavare dalla misura più grande  
 Get from bigger sizes  
 À adapter de la dimension supérieure

▲ Canali con guide sul fondo. Trunkings with rails on the bottom. Goulottes avec guides sur la base.

□ BEU = Bianco / White / Blanc Type 9010



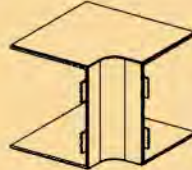
### LD E



Angolo esterno  
Outside angle  
Angle Extérieur  
Colore/Colour/Couleur: Bianco/White/Blanc

Tipo	Colore	Imballo m
<b>Part number</b>	<b>Colour</b>	<b>Packing m</b>
<b>Type</b>	<b>Couleur</b>	<b>Emballage m</b>

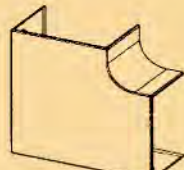
### LD I



Angolo interno  
Inside angle  
Angle Intérieur  
Colore/Colour/Couleur: Bianco/White/Blanc

Tipo	Colore	Imballo m
<b>Part number</b>	<b>Colour</b>	<b>Packing m</b>
<b>Type</b>	<b>Couleur</b>	<b>Emballage m</b>

### LD L



Angolo piano  
Flat angle  
Angle Plat  
Colore/Colour/Couleur: Bianco/White/Blanc

Tipo	Colore	Imballo m
<b>Part number</b>	<b>Colour</b>	<b>Packing m</b>
<b>Type</b>	<b>Couleur</b>	<b>Emballage m</b>

### LD T



Giunto a "T"  
T-joint  
Té de Derivation  
Colore/Colour/Couleur: Bianco/White/Blanc

Tipo	Colore	Imballo m
<b>Part number</b>	<b>Colour</b>	<b>Packing m</b>
<b>Type</b>	<b>Couleur</b>	<b>Emballage m</b>

LD075E	BEU	16
LD105E	BEU	15
LD125E	BEU	10
SAE160	BEU	4

LD075I	BEU	16
LD0105I	BEU	15
LD125I	BEU	10
SAI160	BEU	10

LD075L	BEU	20
LD105L	BEU	10
LD125L	BEU	8
SAP160	BEU	8

LD075T	BEU	12
LD105T	BEU	15
LD125T	BEU	10
SGT160	BEU	10

### SYML



Molletta inox per una maggior tenuta delle apparecchiature.  
Stainless tongs for a better grip on sockets.  
Pince inox pour une meilleure tenue des prises.

Tipo	Colore	Imballo m
<b>Part number</b>	<b>Colour</b>	<b>Packing m</b>
<b>Type</b>	<b>Couleur</b>	<b>Emballage m</b>

SYML		100
------	--	-----

